

## Year 7 – Technology

Singing Through The Decades

Just Play 1

World Music

Technology

Just Play

Recycled Rhythms

In this unit, you will learn the basics of how to use music technology software to create your own piece of music using pre-made loops and samples. You will use software to make music using loops, drum machines and other virtual instruments.

### Key Features

Music technology has really developed over the last 20 years and is heavily used in all music today. All popular music uses aspects of technology from creating and recording music or using it to change the pitch and accuracy of notes. Music is recorded in studios which would automatically be put onto this type of software for editing and finalising. During this unit, you will be creating your own composition using bandlab which will give you a taste of how music is produced today. Your piece will need to include several different tracks that together create a strong and effective piece of music.

### Key Skills

**Automation:** Changing the dynamics throughout the piece of music. You can fade your music in and out using this tool.

**Tempo:** You can change the speed of your piece by changing the BPM.

**Loops:** These are pre-made samples that are on bandlab for you to use. You will select a number of these to use in your piece.

**FX:** You can add different effects to your piece or individual tracks such as reverb and distortion

**Drum Machine:** You will learn how to use the virtual drum machine to create your own set of rhythms to use within your composition.

**Composition:** This is where you create your own music.

**Piano Roll:** This is where you can use the MIDI or computer keyboard to record into the software. You can then change the instrument.



## What do you need to work towards?

Year 7 Technology	Composing	Appreciating	
<b>Content</b>	Physical Skills Use of automation, loops, FX, note input, drum machine and other features of music technology.	Use of appropriate music terminology and/or subject specific language	Critically appreciate own music and the work of others through describing, analysing, interpreting, evaluating, and reflecting
<b>Mastery</b>	I can create an exciting sounding piece using lots of different features of technology including loops, FX, automation and note input.	I am able to use music vocabulary to produce an effective response.	I am able to appreciate own music & the work of others using these skills to produce an effective response
<b>Secured</b>	I can create an exciting sounding piece using pre-loaded loops and can make use of features such as automation.	I am able to use music vocabulary to produce a sound response.	I am able to appreciate own music & the work of others using these skills to produce a sound response
<b>Developing</b>	I can create a good sounding piece using pre-loaded loops.	I am able to use music vocabulary to produce a limited response.	I am able to appreciate own music & the work of others using these skills to produce a limited response

Link for the Website that you will be using to create your own pieces:

- [www.edu.bandlab.com](http://www.edu.bandlab.com)

You will individually need to sign up using your school email accounts and then use the invite code to get into the class.

You will have tasks to complete in the 'class assignment' section of the website where your teacher will be able to see your progress.



## Year 7 – Just Play 2

Singing Through  
The Decades

Just Play 1

World Music

Technology

Just Play 2

Recycled  
Rhythms

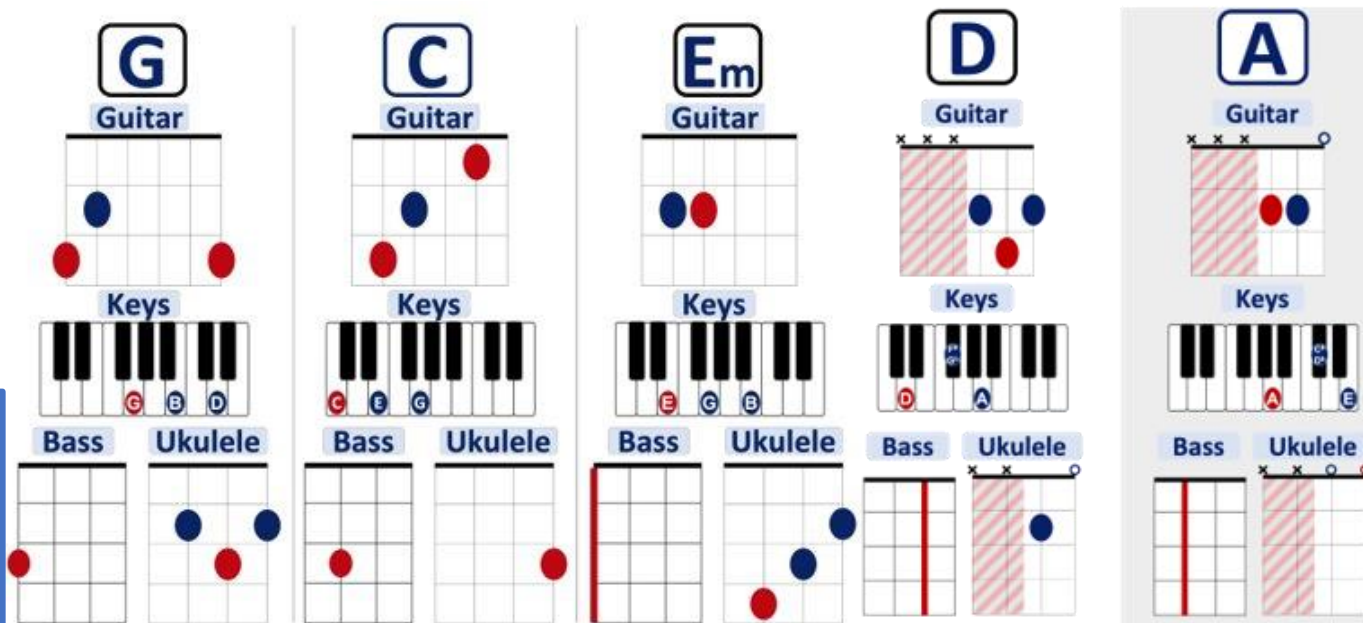
In this unit, you will continue to develop your understanding of how to play chords, accompaniments and melodies on the keyboard and ukulele. You will also have the opportunity to sing throughout. You will begin to develop an understanding about what it means to musically listen and perform.

### Key Features

#### What is a Chord?

- A Chord is 2 or more notes played at the same time.
- You can play these on keyboard, guitar, ukulele, piano etc.
- A **Major Chord** has a happy feeling.
- A **Minor Chord** has a sad feeling and you can make this chord by lowering the middle note by a semitone.

- These are some of the chords that you will be learning how to play. You can make these easier by just playing the red dots on the keyboard. You would miss out the crossed out strings on the ukulele.
- Chords are really important as they form the foundation of all songs. The melody, bass line etc are then built upon the notes from those chords.
- The majority of pop songs are made up of 3 or 4 chords which are repeated throughout.



### Key Skills

**Tempo and Timing:** How fast or slow the music is. Can you remain in time with everybody else when playing your instrument?

**Rhythm:** Is made up of lots of different types of beats. This could be crotchets, rests, minims, quavers which are played together to make a rhythm pattern.

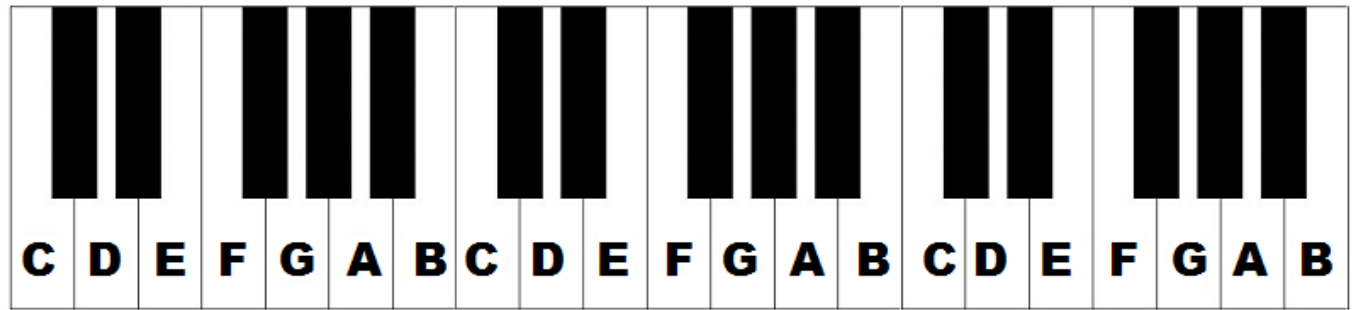
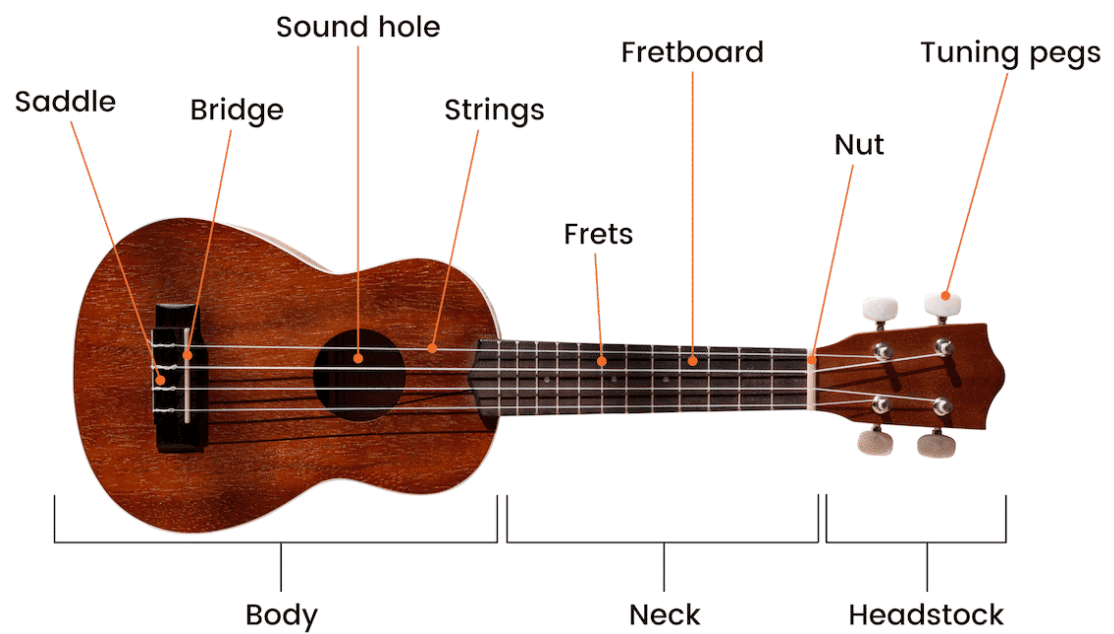
**Melody:** The main tune that is often sung. Can you sing the melody as well as playing?

**Inversions:** This is where you play the notes in a different order to make it easier to move from one chord to another.

**Bassline:** This is a lower part of the music. This can be played using the root notes.

# Y7 Just Play 2

		Performing		Appreciating	
<b>Content</b>	<b>Physical Skills</b> Playing a chord sequence, inverting chords, playing complete chords, playing in time, playing in time with others, singing melody, singing harmony.	<b>Performance and Interpretative Skills</b> facial expression, interaction with and response to other performers, musicality, projection, stage presence, use of space		<b>Use of appropriate music terminology and/or subject specific language</b>	<b>Critically appreciate own music and the work of others through describing, analysing, interpreting, evaluating, and reflecting</b>
	<b>Mastery</b>	I am able to play the keyboard and ukulele in whole class performances using these skills in an effective manner	I am able to play the keyboard and ukulele in whole class performances using these skills in an effective manner	I am able to use music vocabulary to produce an effective response	I am able to appreciate own music & the work of others using these skills to produce an effective response
	<b>Secured</b>	I am able to play the keyboard and ukulele in whole class performances using these skills in a sound manner	I am able to play the keyboard and ukulele in whole class performances using these skills in a sound manner	I am able to use music vocabulary to produce a sound response	I am able to appreciate own music & the work of others using these skills to produce a sound response
	<b>Developing</b>	I am able to play the keyboard and ukulele in whole class performances using these skills in a limited way.	I am able to play the keyboard and ukulele in whole class performances using these skills in a limited way	I am able to use music vocabulary to produce a limited response	I am able to appreciate own music & the work of others using these skills to produce a limited response



Lower ← Higher