







## PSHE CORE KNOWLEDGE GRIDS – Y9

Unit title		Key words
<b>Term 1A: RSE</b> <ol style="list-style-type: none"> <li>1. Know the features of a healthy relationship.</li> <li>2. Understand the different types of contraception available and how effective each of them are against both pregnancy and STIs.</li> <li>3. Know what the key STIs are and the symptoms of each.</li> <li>4. Understand that abstinence is the only method that is 100% effective against STIs and pregnancy.</li> <li>5. Know what is meant by coercive control and gaslighting.</li> <li>6. Explore the signs of CSE and grooming.</li> </ol>		<ul style="list-style-type: none"> <li>• Contraception</li> <li>• STI</li> <li>• Consent</li> <li>• Coercion</li> <li>• Sexual assault</li> <li>• CSE</li> <li>• Grooming</li> <li>• Gaslighting</li> </ul>
<b>Term 1B: External pressures</b> <ol style="list-style-type: none"> <li>1. Understand how peer pressure can link to consent.</li> <li>2. Explore common body image issues, their causes and early signs to look out for.</li> <li>3. Understand why some vulnerable individuals may be drawn to joining gangs.</li> <li>4. Understand that pornography is not an accurate representation of a healthy sexual relationship and can often be derogatory towards women.</li> </ol>		<ul style="list-style-type: none"> <li>• Peer pressure</li> <li>• Body image</li> <li>• Othering</li> <li>• Pornography</li> </ul>
<b>Term 2A: Safe futures</b> <ol style="list-style-type: none"> <li>1. Understand the violence against women campaign.</li> <li>2. Understand the rights that parents have and how the challenges of parenting can be different as a single parent or a teen parent.</li> <li>3. Know the options process and begin to pick your subjects in preparation for your future goals.</li> </ol>		<ul style="list-style-type: none"> <li>• Violence</li> <li>• Parenting</li> <li>• Pregnancy</li> <li>• Teen parent</li> <li>• Consent</li> <li>• Options process</li> </ul>
<b>Term 2B: The law</b> <ol style="list-style-type: none"> <li>1. Know that what you post on the internet is never really gone, and how it can impact future university applications or job roles.</li> <li>2. Explore the legal age of responsibility and a range of age restrictions in the UK.</li> <li>3. Know your rights regarding personal property.</li> </ol>		<ul style="list-style-type: none"> <li>• Digital tattoo</li> <li>• Age restrictions</li> <li>• Legal age of responsibility</li> <li>• Personal property</li> </ul>
<b>Term 3A: The law and careers</b> <ol style="list-style-type: none"> <li>1. Know the law regarding blood and organ donation.</li> <li>2. Understand the process of blood donation and how it can help others.</li> <li>3. Explore the benefits and disadvantages of apprenticeships and university.</li> <li>4. Know what sexual bullying is and how to report it.</li> <li>5. Know the law regarding sexting and explicit images.</li> </ol>		<ul style="list-style-type: none"> <li>• Blood donation</li> <li>• Apprenticeship</li> <li>• Sexual bullying</li> <li>• Sexting</li> <li>• Explicit images</li> </ul>
<b>Term 3B: Global opportunities</b> <ol style="list-style-type: none"> <li>1. Understand your rights as an employee or employer.</li> <li>2. Explore diversity in the workplace.</li> </ol>		<ul style="list-style-type: none"> <li>• Cancer</li> <li>• Remission</li> <li>• Diversity</li> <li>• Rights</li> </ul>

<div data-bbox="158 98 962 241"><div data-bbox="158 98 962 168">3. Know about educational options or careers outside the UK and how to take advantage of these opportunities.</div><div data-bbox="158 170 962 241">4. Know the signs of cancer, how to check your body, and when medical advice may be required.</div></div>		<div data-bbox="1224 98 1399 134"><div data-bbox="1224 98 1399 134">• Windrush</div></div>
---	--	--