





<p>Component 2: Devising Drama</p> <p>In this component you will learn how to create and develop ideas to communicate meaning in a devised theatre performance. You will create your performance based on a stimulus given which you will use to inspire your creative process. You will develop the ability to:</p> <ul style="list-style-type: none"> • carry out research • develop your own ideas • collaborate with others • rehearse, refine and amend your work throughout the process • analyse and evaluate your own process of creating devised drama. <p>You will also learn how to contribute to devised drama in a live theatre context for an audience. You will develop an understanding for how to create and communicate meaning to an audience. You will also learn the importance of creating a dramatic intent in order to realise the artistic.</p>		<p>Stimulus, gait, posture, stance, body language, facial expression, gesture, eye contact, pitch, pace, volume, use of pause, tone, breaking the fourth wall, proxemics, split staging, narration, placards, practitioners.</p>
<p>Component 3: Texts in Practice</p> <p>In this component you will be assessed practically. You will learn how to contribute to text-based drama in a live theatre context for an audience.</p> <p>You will draw upon your previous knowledge in order to interpret the text, create and communicate learning and realise artistic intention in a text-based performance. You will be expected to demonstrate your range of theatrical skills and how effect these are within your performance.</p> <p>You will also need to fully understand the text as a whole to show an appropriate interpretation of your character in order to successfully achieve your artistic intention.</p>		<p>Stimulus, gait, posture, stance, body language, facial expression, gesture, eye contact, pitch, pace, volume, use of pause, tone, breaking the fourth wall, proxemics, spatial awareness, blocking.</p>
<p>Component 1: Understanding Drama</p> <p>You will develop your knowledge and understanding in the following areas; characteristics of performance texts (genre, structure, style, character motivation), social,</p>		<p>Component 2 part 1: (theory) You will produce a written log to accompany your practical performance. The written log is worth 60 marks and can be a maximum of 2,500 words.</p> <p>Component 2 part 2: (practical) You must work collaboratively as part of a group to create and take the role of a performer. The practical piece holds a maximum of 20 marks.</p> <p>For this component you will be marked by a visiting AQA examiner and perform live.</p> <p>You will perform 2 extracts from your given text showing your theatrical skills and ability to demonstrate your characters artistic intentions.</p> <p>Theatrical Skills: gait, posture, stance, body language, facial expression, gesture, eye contact, pitch, pace, volume, use of pause, tone, breaking the forth wall, proxemics, spatial awareness, blocking.</p>

<p>cultural and historical contexts, how meaning can be interpreted and communicated, drama and theatre terminology and the roles and responsibilities of theatre makers.</p>		<p>Blood Brothers: superstition, dramatic irony, dramatic tension, stage directions, social class, inequality, Staging: Proscenium arch, end on, in the round, thrust, traverse, promenade.</p>
<p><i>Area 1 of study: Blood Brothers</i> You will study and explore practically the play Blood Brother by Willy Russell. You will be developing your knowledge of the characteristics and contexts of the play as a whole whilst also exploring your own ideas of how the play could be practically performed.</p> <p><i>Area 2 of study: Live theatre production</i> You will learn how to analyse and evaluate the work of live theatre makers. You will evaluate how the play was interpreted, the dramatic intention, the skills demonstrated by the performers and production team and how successful the meaning was communicated.</p>		<p>1 hour 45 minutes exam paper. Mock exams will take place to assess student's progress.</p>