




<p><b>UNIT 1: Still-life (everyday objects)</b></p> <p>By the end of this unit of learning all students will be able to</p> <ul style="list-style-type: none"> <li>To understand and use value, focusing on creating value using pencil and pen.</li> <li>To understand negative space and its uses.</li> <li>To understand and apply the formal skills of Line (drawing) and Space (composition) when drawing from observation and developing outcomes.</li> <li>To understand and apply the formal skills of Space (composition) when using photography.</li> <li>To gain an understanding of the work of artists Jim Dine and Michael Craig-Martin and Pop Art, using keywords to describe and explain.</li> </ul>		<p>Negative Space Monochrome Tonal Value Mixed Media Observational Drawing Composition</p>
		<p>Summative Assessment: To produce two A2 sheets evidencing art outcomes in response to artists. Sheet one; showing exploration of media for tonal value and use of negative space. Sheet two; Observational drawing showing accuracy, photography and outcomes showing composition.</p>
		<p>Knowledge Organiser</p>

(7 week rotation)