



















<p><b>UNIT 1: Under the Sea (part 1)</b></p> <p>By the end of this unit of learning all students will be able to</p> <ul style="list-style-type: none"> <li>To understand how artists can inspire our own artwork.</li> <li>To understand and apply the formal skills Line, and Pattern when developing an outcome.</li> <li>To gain an understanding of printmaking process and how to create a successful outcome.</li> </ul>		Composition Printmaking Pattern
		Summative Assessment: Design and Print outcomes. Assessment based on intricacy of design and success of print outcomes
		Knowledge Organiser
<p><b>UNIT 2: Under the Sea (part 2)</b></p> <p>By the end of this unit of learning all students will be able to</p> <ul style="list-style-type: none"> <li>To understand and apply the formal skills of Line (drawing), colour and form (tonal values).</li> <li>To gain an understanding of the work of craft maker Heather Knight, using keywords to describe and explain.</li> <li>To gain basic knowledge of clay, the pinchpot technique and building techniques.</li> </ul>		Ceramics sculpture Form
		Summative assessment: 3D ceramic Abstract art outcome. Assessment based on structure and correct use of clay.
		Knowledge Organiser
<p><b>UNIT 3: Texture: Food</b></p> <p>By the end of this unit of learning all students will be able to</p> <ul style="list-style-type: none"> <li>To understand and use colour theory, focusing on colour families focusing on complimentary colours.</li> <li>To understand form when drawing from observation.</li> <li>To understand space in producing a composition.</li> <li>To understand line and use different media to record.</li> <li>To gain an understanding of Pop Art, using keywords to describe and explain, using visual elements to develop outcomes</li> </ul>		Pop Art Observational Drawing Space (composition)
		Summative assessment: A3 Outcome in the style of Pop Art, showing skills in observational drawing and use of colour.
		Knowledge Organiser
<p><b>UNIT 4: Landscapes</b></p> <p>By the end of this unit of learning all students will be able to</p> <ul style="list-style-type: none"> <li>To understand and apply the formal skills of form and line when drawing from observation</li> <li>To understand how to develop own ideas using sources</li> <li>To understand and use colour theory in applying oil pastel and paint.</li> <li>To gain an understanding of Fauvism and artists linked to this artform</li> </ul>		Fauvism Colour Theory Depth
		Summative assessment: A3 outcome showing effective use of scale when drawing and correct use of colour when working in a Fauve style.
		Knowledge Organiser
<p><b>UNIT 5: Cityscapes and Architecture (Part 1)</b></p> <p>By the end of this unit of learning all students will be able to</p> <ul style="list-style-type: none"> <li>To understand and apply the formal skills of form and line when drawing from observation</li> </ul>		Line Observational Drawing Mono printing
		Summative assessment: 2 x A5 collage and mono printing outcomes based on local

<ul style="list-style-type: none"> <li>To understand how to develop own ideas using sources</li> <li>To understand and use the skill of mono printing to transform initial drawings into outcomes.</li> <li>To understand the importance of a balanced composition and apply this to outcomes using collage.</li> </ul>		<p>heritage buildings, focussing on colour balance and line, inspired by Ruth Allen, Lucy Jones and Valery Koshlyakov.</p>
<p><b>UNIT 6: Cityscapes and Architecture (Part 2)</b></p> <p>By the end of this unit of learning all students will be able to</p> <ul style="list-style-type: none"> <li>To understand and apply the formal skills of form and line when drawing from observation</li> <li>To understand how to develop own ideas using sources</li> <li>To understand how to apply tone using line</li> <li>To gain an understanding of mixed media artists and link this back to formal elements.</li> </ul>		<p>Composition Collage Mixed media</p>
		<p>Summative assessment: A4 line drawing outcome focussing on tone and texture of buildings with links to Artists Ian Murphy, Steven Wiltshire, Paul Kenton, John Piper.</p>
		<p>Knowledge Organiser</p>