






















<p>UNIT 1: Elements of Art</p> <p>By the end of this unit of learning all students will be able to</p> <ul style="list-style-type: none"> - To understand and use colour theory, focusing on colour families including analogous, complimentary and hot/cold colours. - To understand and apply the formal skills Line, Shape and Space when developing an outcome. - To gain an understanding of the work of artist Kandinsky and Abstract art, using keywords to describe and explain. 		<p>Shape Line Analogous colours Complementary colours Abstract Art</p>
		<p>Summative Assessment: Producing an Abstract art outcome. Assessment is based on use of line and shape in composition, links to artist and application of colour.</p>
		<p>Knowledge Organiser</p>
<p>UNIT 2: Still-life: Picasso</p> <p>By the end of this unit of learning all students will be able to</p> <ul style="list-style-type: none"> - To understand and use shape and space through development of a composition. - To understand and apply the formal skills of form and line through observational drawings. - To gain an understanding of the work of artist Picasso and Cubism, using keywords to describe and explain. 		<p>Composition Observation Cubism</p>
		<p>Summative assessment: A3 outcome in the style of Cubism. Assessment is based on accuracy of drawing 2D forms, use of shape and composition when using collage.</p>
		<p>Knowledge Organiser Link</p>
<p>UNIT 3: Texture: Van Gogh</p> <p>By the end of this unit of learning all students will be able to</p> <ul style="list-style-type: none"> - To understand and use colour theory, focusing on colour families including analogous, complimentary and hot/cold colours. - To understand and apply the formal skills of form and line (texture) when developing an outcome. - To gain an understanding of the work of artist Van Gogh and Post-impressionism, using keywords to describe and explain. 		<p>Mark-making Texture 3D form Observation</p>
		<p>Summative assessment: Outcome of 3D drawing using paint and pencil crayon to apply texture. Assessment based on accuracy of drawing 3D forms, use of texture and application of paint.</p>
		<p>Knowledge Organiser</p>
<p>UNIT 4: Insects</p> <p>By the end of this unit of learning all students will be able to</p> <ul style="list-style-type: none"> - To understand and apply the formal skills of Form (observational drawing). - To understand and apply the formal skills of Line (Pattern) when developing an outcome. - To gain an understanding of the works of contemporary British artists, Rosalind Monks and Damien Hurst, using keywords to describe and explain. 		<p>Line Pattern Symmetry</p>
		<p>Summative assessment: Outcome exploring observational drawing and use of pattern. Assessment based on links to artist and use of pattern and symmetry.</p>
		<p>Knowledge Organiser</p>

<p>UNIT 5: African Art Part 1</p> <p>By the end of this unit of learning all students will be able to</p> <ul style="list-style-type: none"> - To understand and apply the formal skills of Form (observational drawing) - To understand tonal value and apply using pencil, pen and other media. - To gain an understanding of African Tribal Cultures and their use of masks and pattern. 		<p>Composition Culture Tonal Value Mixed media</p>
		<p>Summative assessment: To produce an observational drawing of African Masks, demonstrating tonal values using a range of media.</p>
		<p>Knowledge Organiser</p>
<p>UNIT 6: African Art Part 2</p> <p>By the end of this unit of learning all students will be able to</p> <ul style="list-style-type: none"> - To understand the culture and meaning of Kente Cloth with links to symbolism - To understand tonal value and apply using pencil, pen, paper and other media. - To gain an understanding of African Tribal Cultures and their use of pattern. 		<p>Symbolism Weaving Pattern Repetition</p>
		<p>Summative Assessment: A4 woven Kente cloth using paper focussing on meaning and symbolism of colour and pattern.</p>
		<p>Knowledge Organiser</p>
<p>UNIT 7: 3D sculpture and Texture</p> <p>By the end of this unit of learning all students will be able to</p> <ul style="list-style-type: none"> - To understand the basic concepts and methods of preparing and using clay - To be able to create textures and 3d forms inspired by own design ideas. - To develop confidence in mixing colours using colour theory knowledge. - To understand how to use and apply acrylic paint in a controlled and accurate way. 		<p>Sculpture 3 dimensional Design Colour mixing</p>
		<p>Summative Assessment: Clay tile outcome utilising texture</p>
		<p>Knowledge Organiser</p>