




# Year 7 Textiles: Sock Monkey Project

## Textile Equipment

Needle		Used with thread to sew fabrics or components on to textiles products.
Pins		Used to temporarily hold fabric together
Fabric Scissors		Used to cut fabric only. Cutting other materials with fabric scissors can make them blunt.
Thread		Used with a needle to sew fabric together or add decoration to textile products.
Embroidery scissors		Used to cut threads.

## Keywords

**Paper pattern:** Pinned to fabric and used as a guide to cut around to produce accurate shapes for making.

**Accuracy:** To be precise with measurements and techniques

**Applique:** Sewing fabric/shapes onto another piece of fabric usually for decoration.

**Seam:** The line of sewing where two pieces of fabric join.

**High quality finish:** Final project complete to a high standard paying attention to detail and accuracy.

**Component:** Extra ready made items that are added to fabric to complete a product for example, zips and buttons.

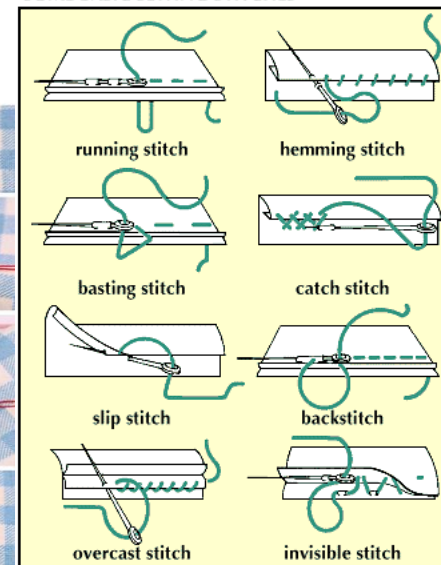
## Sock Monkey History

Red heeled socks were originally made by the Nelson Knitting Mills in Rockford, Illinois since 1890. When the company decided to include **sock monkey** instructions with every pair of the Red Heel® **socks** in the 1950's, the true marketing magic began and people began to make sock monkey's with the red heel socks

## Skills and Techniques



### SOME BASIC SEWING STITCHES



## Health and Safety

- Always store bags under tables
- Turn off any electrical equipment after use examples of electrical equipment, Iron or sewing machine.
- Stop immediately when told to.
- Only one person at a time to use a sewing machine.

